



2012-2013 GMT Reports for District (or Undistricted) **District 300A3**

GMT: **PEI-JEN CHEN**

Location: **M.D. 300 Taiwan**

GMT CA: **5**

CLUBS

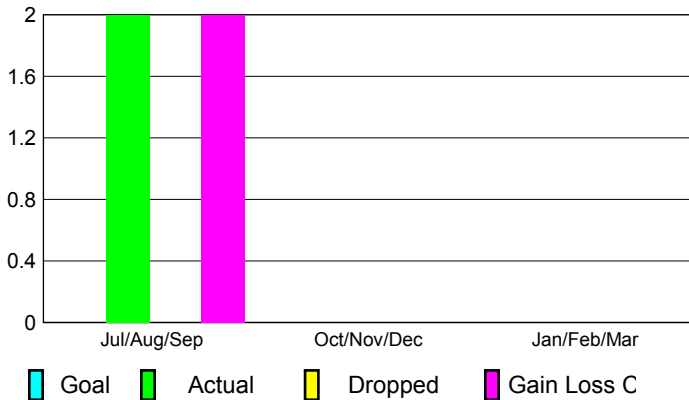
Club Results 2012-2013

Clubs 2011-2012

| Month | New Club Goal | Actual New Clubs | Actual Dropped Clubs | Gain/Loss of Clubs | Gain/Loss of Clubs |
|---------------|---------------|------------------|----------------------|--------------------|--------------------|
| Jul/Aug/Sep | | 2 | 0 | 2 | 0 |
| Oct/Nov/Dec | | 0 | 0 | 0 | 2 |
| Jan/Feb/Mar | | | | | 0 |
| Totals | | 2 | 0 | 2 | 2 |

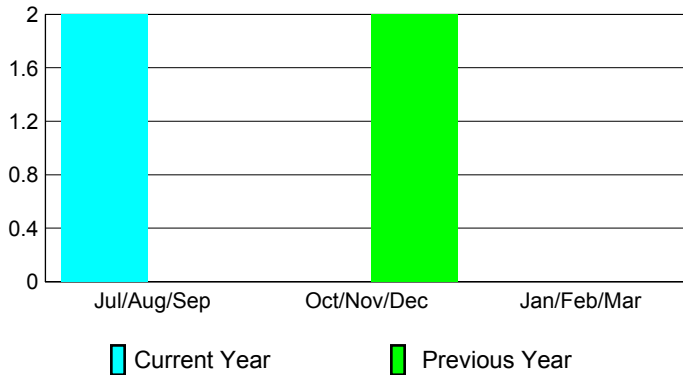
Club Results 2012-2013

Goal, New, Dropped, Gain/Loss



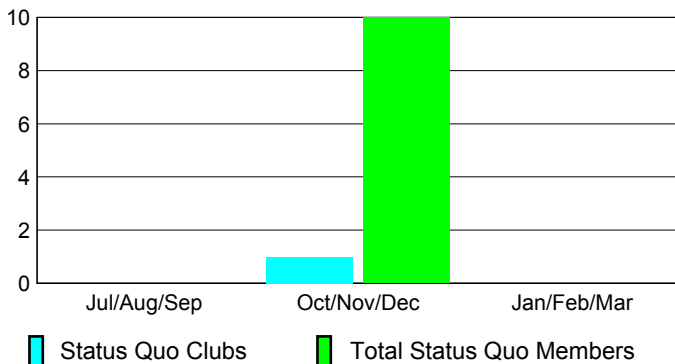
Comparison of Club Gain/Loss

Current Year Compared to the Previous Year



YTD Status Quo Clubs 2012-2013

Status Quo Clubs Compared to Status Quo Members



MEMBERSHIP

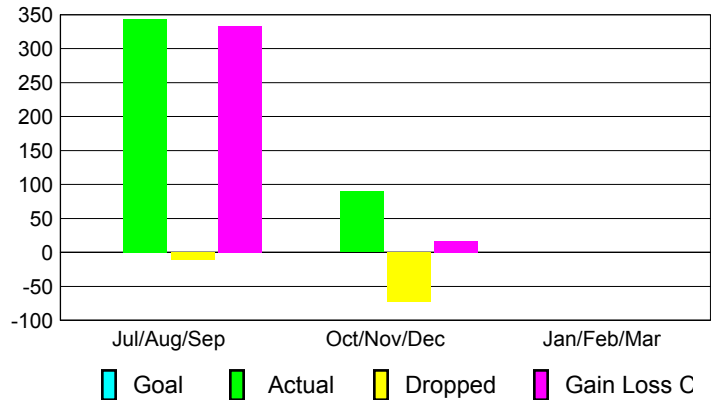
Membership Results 2012-2013

Membership 2011-2012

| Month | Net Memb Goal | Actual New Memb | Actual Dropped Memb | Gain/Loss of Memb | Gain/Loss of Memb |
|---------------|---------------|-----------------|---------------------|-------------------|-------------------|
| Jul/Aug/Sep | | 344 | -11 | 333 | 126 |
| Oct/Nov/Dec | | 90 | -73 | 17 | -7 |
| Jan/Feb/Mar | | | | | 429 |
| Totals | | 434 | -84 | 350 | 548 |

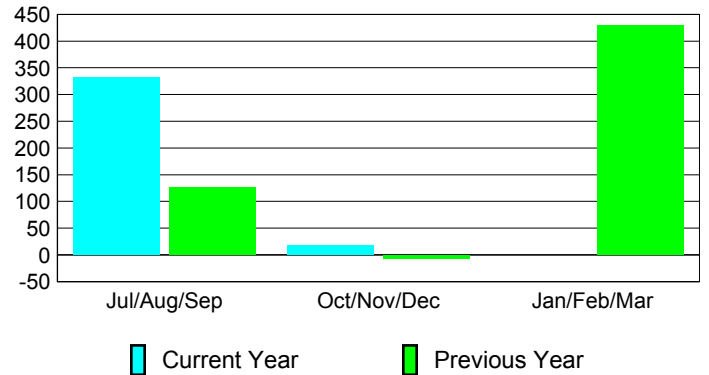
Membership Results 2012-2013

Goal, New, Dropped, Gain/Loss

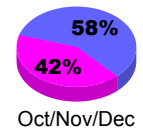
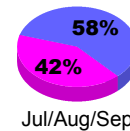


Comparison of Membership Gain/Loss

Current Year Compared to the Previous Year



Gender Comparison 2012-2013



Jan/Feb/Mar

Male

Female